

20A/32A

440 V
U MAXI
 WITH OR WITHOUT AIR

RETTBOX® ONE ELECTROMAGNETIC SELF-EJECTION



IP55



1,5 - 6 mm² (1)



GRP
 STAINLESS
 STEEL



IK09
 IK10



- 40 °C
 + 60 °C



3 AUX

(1) Flexible wiring (min.-max.)

20 A RETTBOX® ONE RETTBOX® ONE AIR (2)



ENCLOSURE WITH INLET
 supplied with 4 m cable (3)



COUPLER SOCKET
 pre-wired, cable 4 m
 included (3)

220 - 250 V AC	1P+N+E	With 12 V relay and male inlet	6116015RK412U	6113015RK4L
220 - 250 V AC	1P+N+E	With 24 V relay and male inlet	6116015RK424U	6113015RK4L
220 - 250 V AC	1P+N+E+2 aux.	With 12 V relay and male inlet	6116175RK412U	6113175RK4L
220 - 250 V AC	1P+N+E+2 aux.	With 24 V relay and male inlet	6116175RK424U	6113175RK4L
24 V DC	2P DC*	With 24 V relay and male inlet	6116089RK424U	6113089RK4L
24 V DC	2P+2 aux. DC*	With 24 V relay and male inlet	6116159RK424U	6113159RK4L
12 V DC	2P DC*	With 12 V relay and male inlet	6116059RK412U	6113059RK4L

*LED not available for these configurations.

(2) For air versions, change R in the product reference by A.

(3) All versions are available in 4, 8 and 12 m, contact us for the references.

32A RETTBOX® ONE RETTBOX® ONE AIR (2)



ENCLOSURE WITH INLET
 supplied with 4 m cable (3)



COUPLER SOCKET
 pre-wired, cable 4 m
 included (3)

380 - 440 V AC	3P+N+E+1 aux.	With 24 V relay and male inlet	3816247RK424U	3813247RK4L
----------------	---------------	--------------------------------	---------------	-------------

(2) For air versions, change R in the product reference by A.

(3) All versions are available in 4, 8 and 12 m, contact us for the references.

OTHER FEATURES

	RETTBOX® ONE (20 A)	RETTBOX® ONE (32 A)	RETTBOX® ONE AIR (20 A)	RETTBOX® ONE AIR (32 A)
Front	stainless steel	stainless steel	stainless steel	stainless steel
Box	GRP	stainless steel	GRP	stainless steel
Front dimensions (W x H) in mm	114 X 184	132 X 188	114 X 184	132 X 188
Cut-out dimensions on vehicle's frame (W x H x D) in mm	83 X 163 x 94	103 X 173 x 145	83 X 163 x 94	103 X 173 x 145
Auxiliary contacts in option	2 Aux	3 Aux	1 Aux	3 Aux
Weight (excluding coupler socket)	1200 g	3200 g	1200 G	3200 G
Built-in DECONTACTOR™	20 A	32 A	20 A	32 A
Compressed air duct	/	/	up to 13 bars	up to 13 bars

DOWNLOAD THE RETTBOX® ONE USER MANUAL FROM OUR WEBSITE MARECHAL.COM



INFOS +

LED CONTROL LIGHT

RETTBOX® ONE (20 A, 230 V) feature a LED signal light that indicates the presence of charging voltage.



OPTIONS

Reference

LEATHER PULL-GRIP (COUPLER SOCKET)



611AZIE

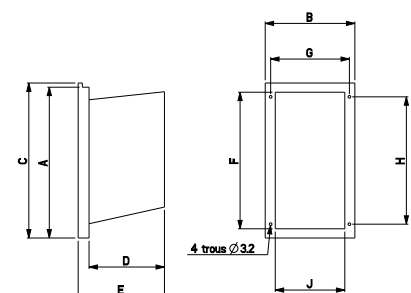
CEILING BRACKET MADE OF STAINLESS STEEL



RETTBOX® ONE 20 A	611AHUTRRR L
RETTBOX® ONE AIR 20 A	611AHUTAAA L
RETTBOX® ONE AIR 32 A	381AHUTAAA L

DRAWINGS AND DIMENSIONS

	A	B	C	D	E	F	G	H	J
RETTBOX® ONE 20 A	184	114	184	89	114	163	94	152	83
RETTBOX® ONE 32 A	188	132	197	140	151	173	116	169	103

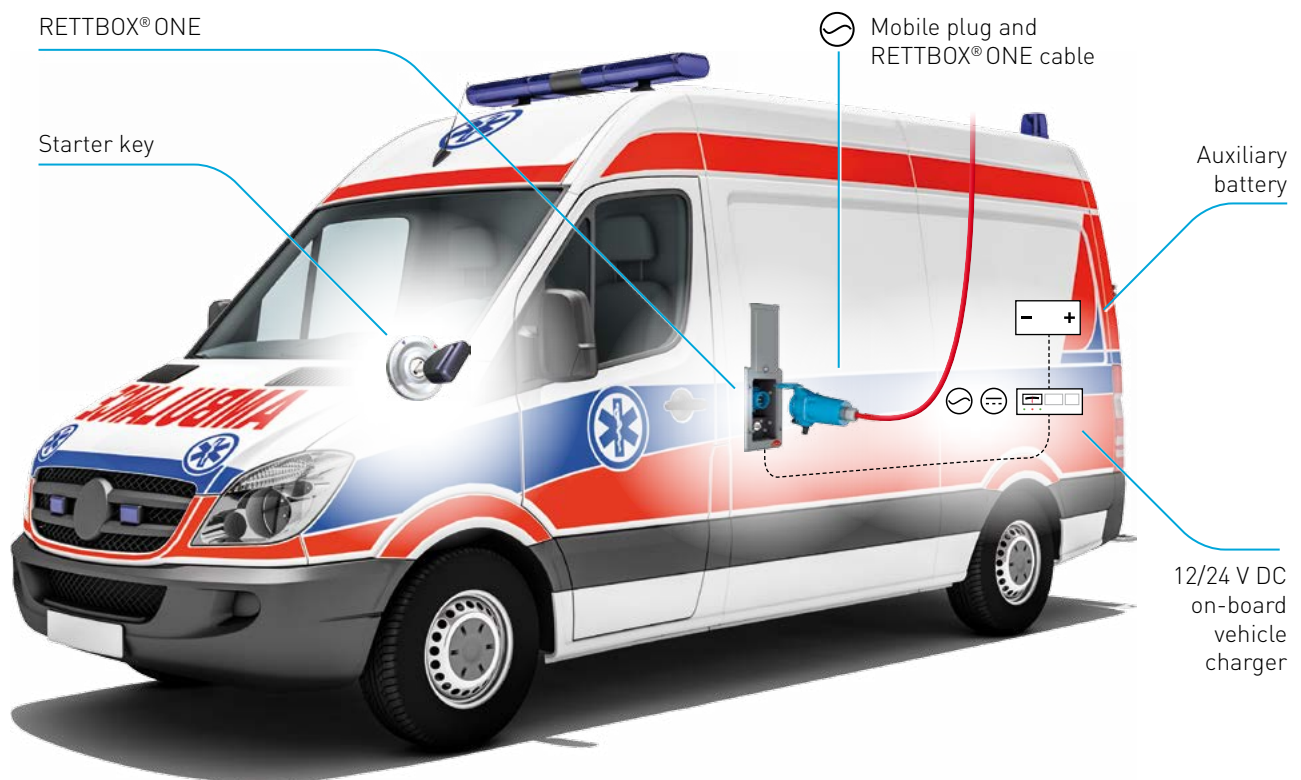


RETTBOX® ONE complies with the following standards:

- European Low Voltage Directive and RoHS, European REACH Regulation.
- IEC/EN 60309-1 and IEC/EN 60670.

CONNECTION DIAGRAM BY TYPE

Power supply with 230 V AC or 400 V AC on-board battery charger.



FIND ALL THE INFORMATION ABOUT THE
RETTBOX® ONE ON OUR YOUTUBE CHANNEL




SLOVENSKI ZASTOPNIK

SONCNA.UPRAVA@TELEMACH.NET

20 A/32 A

RETTBOX® ONE SERIES ELECTROMAGNETIC SELF-EJECTION

RETTBOX® ONE



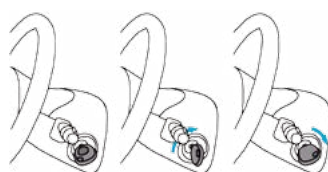
RETTBOX® ONE 20 A: casing in GRP
RETTBOX® ONE 32 A: stainless steel AISI316L

Electric solenoid 12/24 V
providing automatic ejection when the engine is started

INFOS +

ENSURE SPEED AND SAFETY

- 1 Loading box connected to the electrical system of the vehicle.
- 2 Automatic ejection of the coupler socket upon start-up of the vehicle by way of an electric solenoid.
- 3 Protection against water and dust by means of a self-closing cover.



Switched off
= charge

Starting
= ejection



1

2

3

= protection